



NESCO Postpaid & Prepaid Bill Payment

User Manual for Online Customers

Prepared By

Md. Shafial Akbar (Programmer)

Business IT, Sonali Bank PLC (Head Office)

Step-1: Please go to the Sonali Bill Payment System (<https://billpay.sonalibank.com.bd>) and click on “NESCO Postpaid” or “NESCO Prepaid” under Utility Tab.



Postpaid Payment : Enter Bill No., Contact No., and other required information, and hit the “Next” button. Once your Billing information is confirmed, a detailed bill summary will be displayed for your review. **If everything on the bill summary is accurate, please click the "Pay Now" button to proceed with the payment.**


Bill No *

Contact No. *

Email

Reset Next

(*) marked inputs are mandatory.



SOMSA DIPUR JAME MOSQUE
 SOMSA DIPUR ,RAJSHAHI
 Contact No. : 01788966556

Bill No 071931000575	Account 31000575	Meter No 616829
-------------------------	---------------------	--------------------

Total Payable
 ₳ **1851.00**

Principal 1681.00 ✓	VAT 85.00 ✓	LPC 85.00 ✓
------------------------	----------------	----------------

Due Date : 2019-08-19

Back Pay Now

Recharge Amount (₳) *

One Thousand Two Hundred Taka

Type Either Consumer No Or Meter No Or Both *


Customer No

Meter No

Contact Info *

Contact No. *

Email



702cus

Meter No 24032024013	Customer No 81912343	Contact No 01785336333
-------------------------	-------------------------	---------------------------

Total Recharge Payable
 ₳ **1200**

[View Fee Breakdown](#)

Principal 1142.86 ✓	VAT 57.14 ✓
------------------------	----------------


Back Pay Now

Prepaid Payment : Enter Recharge Amount, Customer No. or Meter No., Contact No., and other required information, and hit the “Next” button.

Once your Billing information is confirmed, a detailed bill summary will be displayed for your review. **If everything on the Recharge summary is accurate, please click the "Pay Now" button to proceed with the payment.**

Step-2: You will be redirected to Sonali Payment Gateway (SPG). From this page you can pay the fee using any option. If you are a customer of Sonali Bank Limited, you can pay the fee using Account Transfer, E-Wallet, Sonali Debit Card, Sonali Credit Card, Sonali Postpaid Card.

Besides, you can pay the fee with any bank's debit card, credit card, Nexus card, Citi Amex or using mobile banking Bkash, Rocket, Cash, Tap.



Sonali Bank PLC


Sonali Payment Gateway

Transaction Amount 600.00


Paid By	: MD.SHAHIDULLAH
Bank Ref.	: 2403079580000589
Invoice No.	: 27223584 020130000454
Contact No.	: 01223212122
Payment To	: TAX portal

Time Remaining : 49:45

Sonali Bank	Card	Mobile Banking	Internet Banking
--------------------	------	----------------	------------------




Account



Counter

Exit
16639, +8809610016639



Sonali Bank PLC


Sonali Payment Gateway

Transaction Amount 600.00


Paid By	: MD.SHAHIDULLAH
Bank Ref.	: 2403079580000589
Invoice No.	: 27223584 020130000454
Contact No.	: 01223212122
Payment To	: TAX portal

Time Remaining : 49:01


Sonali Bank	Card	Mobile Banking	Internet Banking
-------------	-------------	----------------	------------------




TakaPay




Visa Ch




mast Ch



AmexCh



Nexus



Master(USD)

Exit
16639, +8809610016639

Sonali Bank PLC

Sonali Payment Gateway

Transaction Amount 600.00

Paid By : **MD.SHAHIDULLAH**
 Bank Ref. : **2403079580000589**
 Invoice No. : **27223584|020130000454**
 Contact No. : **01223212122**
 Payment To : **TAX portal**

Time Remaining : 48:09

Sonali Bank	Card	Mobile Banking	Internet Banking
-------------	------	----------------	------------------

Bkash

Rocket

Nagad

Islamic Wallet

Upay

Cellfin

MeghnaPay

Tap

TeleCash

Exit
☎ **16639, +8809610016639**

Sonali Bank PLC

Sonali Payment Gateway

Transaction Amount 600.00

Paid By : **MD.SHAHIDULLAH**
 Bank Ref. : **2403079580000589**
 Invoice No. : **27223584|020130000454**
 Contact No. : **01223212122**
 Payment To : **TAX portal**

Time Remaining : 47:34

Sonali Bank	Card	Mobile Banking	Internet Banking
-------------	------	----------------	------------------

City

MTB

South East

Padma

Meghna

Exit
☎ **16639, +8809610016639**

Step-3 : A voucher will be issued on successful payment of the fee which you can print and keep for future reference. The voucher has a 16 digit transaction ID.




 Paid Through Online		Sonali Bank PLC NESCO Postpaid (SBPS Pay Slip)		Customer Copy 
		 250917NES0000043		
Bank Txn Id : 250917NES0000043		Transaction Date : 17/Sep/2025		
Bill No. : 071931005808 Nesco Txn Id : P120250917000003 Customer Name : MD.MIRAJUL ISAL,M Account No. : 31005808 Contact No. : 56456456456	PAID		Principal (Taka) : 180.00 VAT (Taka) : 9.00 LPC (Taka) : 9.00 Total Amount (Taka) : 198.00 In Words : One Hundred And Ninety Eight Taka Only	
NB: This Voucher has been generated electronically. No signature required.		_____ Authorized Officer		

Figure : Postpaid voucher




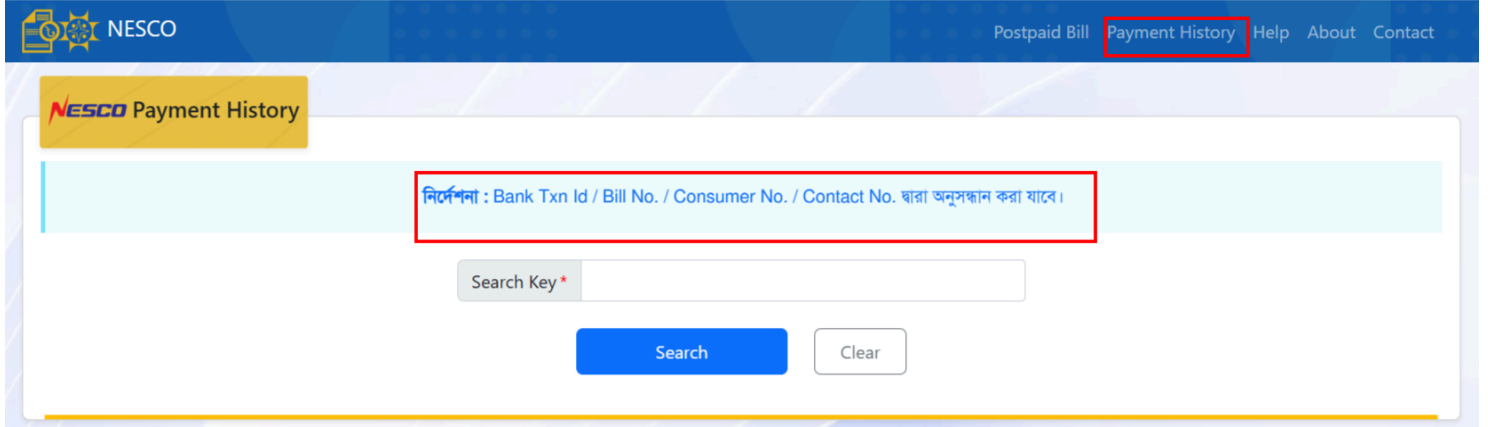
 Paid Through SBL Branch : 00018		Sonali Bank PLC NESCO Prepaid (SBPS Pay Slip)		Customer Copy 
		 260309NES0000176		
Bank Txn Id : 260309NES0000176		Transaction Date : 09/Mar/2026		
Customer Info. Customer No. : 81912343 Nesco Txn Id : 9cd1ec573814806180552320614407013 Customer : 702cus Meter No. : 24032024013 Contact No. : 81912343666	PAID		Token 2667 3636 9305 6987 9946	
Payment Info. Principal (Taka) : 809.52 TK VAT (Taka) : 40.48 TK Total Recharge : 850.00 TK	PAID		Fee Breakdown Energy Cost : 813.55 TK Meter Rent : 0.00 TK Tax : 0.00 TK Rebate : -4.03 TK Demand Charge : 0.00 TK Pfc : 0.00 TK Debt : 0.00 TK Vat : 40.48 TK Purchase Amount : 850.00 TK	
In Words : Eight Hundred And Fifty Taka Only				
NB: This Voucher has been generated electronically. No signature required.		_____ Authorized Officer		

Figure : Prepaid voucher

Step-4 : If you don't print the voucher then or want to print it later, Please go to the “Payment History” link in the navigation menu. You can print it by searching the 16-digit transaction ID or Bill No, Contact No etc from the search box.



NESCO

Postpaid Bill **Payment History** Help About Contact

NESCO Payment History

নির্দেশনা : Bank Txn Id / Bill No. / Consumer No. / Contact No. দ্বারা অনুসন্ধান করা যাবে।

Search Key *

Search Clear

– END –

Thanks for going through the document.